

ELEMENT 1800 DS

TWO SIDES - ENDLESS POSSIBILITIES

The new addition to the Element range elevates your home with double the viewing pleasure, allowing unsurpassed ambience in any space. With a collective range of multiple media options to choose from, you can customise to suit your interior design.

At the forefront of heating innovation and technology, the high efficiency 1800 DS, has an impressive energy rating of up to 4.6 stars.

Created to defy the conventional standards of interior design, the Element 1800 DS is modern design redefined.

Power balanced flue

New Application

Natural gas only (other options coming soon)

Full remote control function

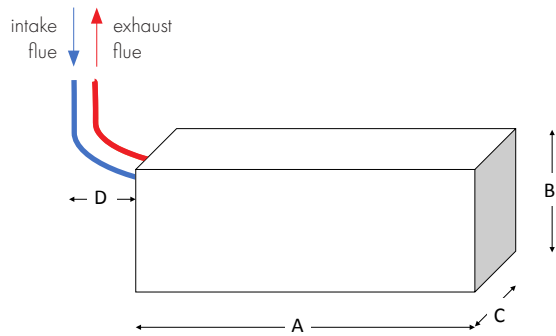
Space heater

WiFi as standard



TECHNICAL SPECIFICATIONS

ELEMENT 1800 DS

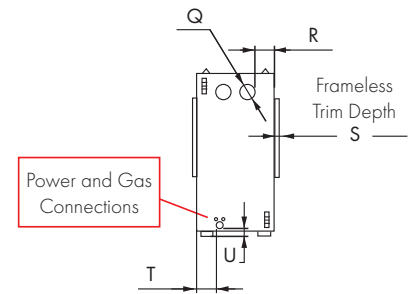
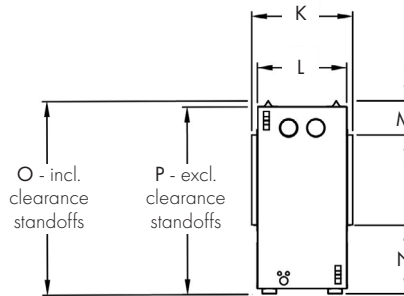
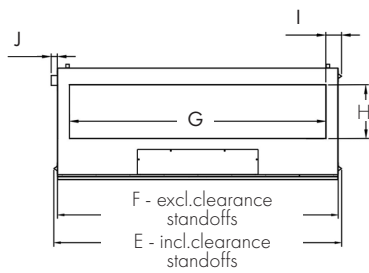


FRAME OUT DIMENSIONS

| A | B | C ¹ | D ² |
|------|-----|----------------|----------------|
| 2125 | 850 | 400 | 325 |

1 – minimum timber frame dimension. Once 10mm plasterboard is added on both sides, this will lead to the frameless trim protruding by approx. 10mm. For a flush finish, C may be increased to 420mm.

2 – allows for flue attachment and required clearance to flue. Take note of flue, power, and gas connection locations detailed below.



UNIT DIMENSIONS

| E | F | G | H | I | J | K | L | M | N | O | P | Q | R | S | T | U |
|------|------|------|-----|-----|----|-----|-----|-----|-----|-----|-----|----------|-----|----|-----|----|
| 2125 | 2071 | 1893 | 398 | 114 | 45 | 445 | 395 | 150 | 300 | 848 | 823 | 74.5(OD) | 100 | 23 | 100 | 40 |

CLEARANCES TO COMBUSTIBLES

25mm clearance to combustibles from flue, ends and top of unit. Zero clearance required on the bottom. If installing a combustible facing to the viewing sides, allow 25mm clearance above the top of the trim.

PERFORMANCE DATA



| Room Size | Mj/h | | kW | Star Rating |
|-------------------------|------|----|--|--|
| | H | L | | |
| Up to 120m ² | 39 | 32 | Dependent on flue configuration 8.7 - 9.0 | Dependent on flue configuration 4.3 - 4.6 |
| | | | | |

MEDIA OPTIONS



Driftwood with small coals



Redgum with large coals



Pebbles - mixed black, grey, white



Driftwood w/black diamond glass



Redgum w/black diamond glass



Forest floor w/black diamond glass



Black diamond glass

WARRANTY

Firebox : 15 Years Components: 2 years

VISIT WWW.REALFLAME.COM.AU FOR MORE TECHNICAL INFORMATION.

