

# PURE VISION





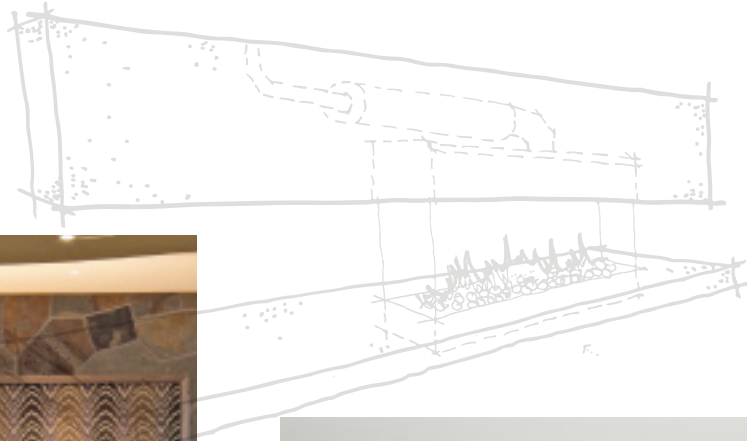


# PURE VISION

1000 | 1500 | 1800 | 3300

## GO FOR MAXIMUM VISUAL IMPACT

With its contemporary styling and innovative construction, our Pure Vision gas fireplace is the ultimate designer addition for any modern home. Our range of colours and finishes and the fireplace's unique design flexibility means it can be tailored to suit any requirement, including the option of a glass back to allow the fire to be viewed from two rooms!



Decorative

New application

Electronic ignition

Natural gas or LPG

Conventional or Power flue

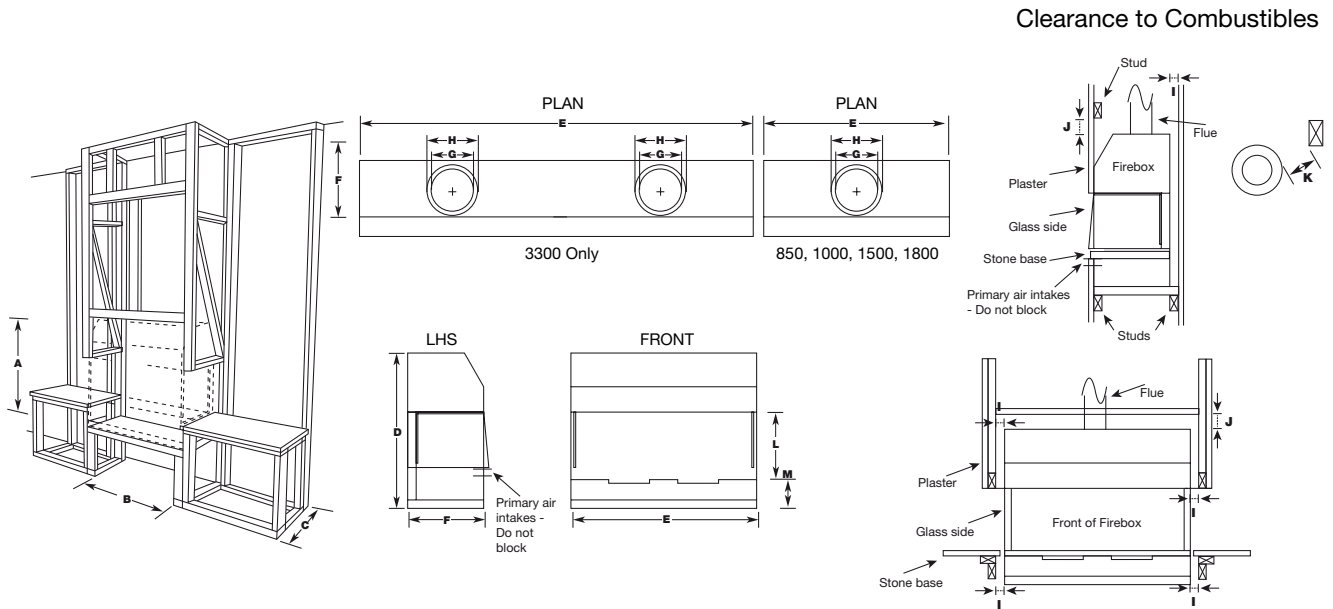
Pebbles or Coals and Logs

Traditional or contemporary

Conceived, designed, researched, developed and built in Australia

REAL  FLAME

# PURE VISION



	A	B	C	D	E	F	G	H	I	J	K	L	M	NG Mj/h	LP Mj/h	GPO REQ'D	VENTILATION
850	1020	1000	475	920	950	450	200	250	25	100	25	400	170	37	33	YES	32000mm <sup>2</sup>
1000	1020	1150	475	920	1100	450	250	300	25	100	25	400	170	39	34	YES	50000mm <sup>2</sup>
1500	1100	1650	475	1000	1600	450	300	350	25	100	25	330	170	55	48	YES	72000mm <sup>2</sup>
1800	1240	1950	475	1140	1900	450	300	350	25	100	25	330	170	60	48	YES	72000mm <sup>2</sup>
3300	1240	3450	475	1140	3400	450	300	350	25	100	25	330	170	120	96	YES	144000mm <sup>2</sup>

## WARRANTY

Firebox: 15 Years Components: 2 Years

VISIT [WWW.REALFLAME.COM.AU](http://WWW.REALFLAME.COM.AU) FOR MORE TECHNICAL INFORMATION.

